

The Cutting Edge Hosta Farm – 2012 Spring Catalog

Unique quality Hosta and Companion Plants

- ✓ 475 Varieties on display and our sale selection is always expanding
- ✓ 100 Unique Hosta varieties for sale
- ✓ 22 New varieties added since our fall catalog was released
- ✓ 7 Companion plants for sale

www.thecuttingedgehostafarm.com

thecuttingedgehostafarm@yahoo.com

Rodney and Carolyn Thompson

603-508-0734

We ship and we take


















New in 2012, Hosta 'Well Streaked'



























The Cutting Edge Hosta Farm list of horticultural services:

- We currently focus on recommending and selling hosta and companion plants to the home gardener. We will work with you, answer your questions and recommend hostas and companion plants that are best suited for the intended gardens. There are many factors such as lighting, physical restrictions, maintenance, pests, lifestyle and preferences that need to be factored in when planning which plants to purchase. Gardening should be fun not a chore.
- We do garden tours of our property to help customers see what is possible and what the plants look like in a garden environment.
- We provide Garden Coaching for home owners that are creating gardens or want to improve the garden spaces they have with new plants and hardscape. An on-site evaluation and assessment of the existing landscape area works well for the gardener who wants a second opinion or wants to solve a specific garden challenge and wants to be involved in the personalized design of their gardens. The end result will bring you a garden of joy and one that you will be proud to show to friends and family.















	Fragrant
	Slug Resistant


















<i>Hosta Name</i>	<i>\$</i>	<i>Light</i>	<i>Color</i>	<i>Size</i>	<i>Description</i>	<i>Picture</i>
Abiqua Drinking Gourd 	\$10	 Shade to Part Shade	Blue Green	Medium 24" High 46" Wide	<i>Cross between Tokudama and sieboldiana- 1989</i> <ul style="list-style-type: none">Nicely cupped leavesDeep Blue Green colorHeavily corrugatedNear white flowers	
Allegan Emperor	\$16	 Shade to Part Shade	Blue-Green	30" High 72" Wide	<ul style="list-style-type: none">Blue foliage changing to shiny green in summerGood SubstanceSlightly wavy edgeVase shaped habitLavender flowers	
Alligator Shoes	\$14	 Partial Sun to Sun	Blue-Green	Medium	<i>Introduced by Herb Benedict:</i> <ul style="list-style-type: none">Leaf has seersuckering and nice texture and substanceLeaf is taperedCreamy white marginForms nice habitsWill do well in sun	
American Halo	\$14	 Shade to Part Shade	White	Large 73" wide x 24" high	<ul style="list-style-type: none">Wide cream colored marginBlue-Green centerThick SubstanceOvate shaped leaf	
American Sweet Heart	\$14	 Partial Sun to Sun	White	Medium 36" Wide 18" Tall	<i>Introduced by H. Hanson in 2002</i> <ul style="list-style-type: none">Gold center with a green marginGood substanceLavender colored flowersWill take full sun	
Baby Bunting	\$8	 Shade to Part Shade	Gray-green	Small 6" High 12" Wide	<ul style="list-style-type: none">Miniature hostaGreat for borders and edgingLavender flowers	
















Big Daddy 	\$8	 Shade to Part Shade	Blue	Large-Giant 26" High 49" Wide	<i>One of the best cupped, large blue hosta!</i> <ul style="list-style-type: none"> • Leaf color stays chalky dark blue • Thick substance, strongly searsuckered • Near-white flower 	
Blue Angel	\$8	 Shade to Part Shade	Blue	Giant 30" High 87" Wide	<i>This is a premium cultivar</i> <ul style="list-style-type: none"> • Deep blue green color (for best color place in shade) • Heavily corrugated • Thick substance • Near white flower, up to 10 flowers per scape • Good slug resistance 	
Blue Belle	\$12	 Shade to Part Shade	Blue	Medium 14" High 38" Wide	<i>Tardiana hybrid</i> <ul style="list-style-type: none"> • Deep blue green color • Oval shape • Thick substance • Purplish flower • Excellent slug resistance • Forms dense mounds 	
Blue Flame 	\$9	 Shade to Part Shade	Blue	Medium 18" High 40" Wide	<ul style="list-style-type: none"> • Irregular gold margin • Blue Green Center • Fragrant Flowers • Sport of Fragrant Blue 	
*Blue Mammoth 	\$12	 Shade to Bright Shade	Deep Blue	Large 30" High 70" Wide	<ul style="list-style-type: none"> • Forms a giant mound • Heavily corrugated • Thick substance • Slug-resistant • Near white flowers 	
Blue Maui	\$12	 Shade to Bright Shade	Dark Green	12" High 30" Wide	<ul style="list-style-type: none"> • Good substance • Heavily corrugated • Near white flower 	
Blue Mouse Ears 	\$8	 Shade to Part Shade	Blue-Green	Mini-Small 8" High 19" Wide	<i>2008 American Hosta Growers Association Hosta of the year – This is a must have for your garden</i> <ul style="list-style-type: none"> • Forms nice dense mounds • The leaves look like little mouse ears • Foliage is cupped and very thick 	

















Brave Attempt	\$22	 Partial Sun	Streaked		<ul style="list-style-type: none"> • Nicely Streaked • Fast growing 	
Bullet Proof 	\$12	 Shade to Part Shade	Blue	16" High 36" Wide	<ul style="list-style-type: none"> • Eye Catching • Tetraploid form of 'Halcyon' • Collectors plant • Very Thick substance • Pale Lavender Flowers 	
Buster	\$32	 Partial Sun	Gold	Medium -Large	<i>Introduced for sale in 2008, introduced by Mark Zillis</i> <ul style="list-style-type: none"> • Very rare • Forms a large irregular mound • Thick substance • Lavender Flowers 	
Captain Kirk	\$9	 Partial Sun to Sun		23" High 43" Wide	<ul style="list-style-type: none"> • Wide margined foliage • Distinctly different mound • Fast growth • Pale Lavender Flowers 	
Chesterland Gold	\$8	 Partial Sun	Gold	Medium -Large 20" High 48" Wide	<i>All Gold sport of Paul's Glory</i> <ul style="list-style-type: none"> • Chartreuse becoming bright gold • Pale lavender flowers • Medium growth rate • Add a bright splash of gold to the shade garden 	
Choo Choo Train	\$12	 Shade to Partial Sun	Green/ gold	Large	<i>T. Sears, 1999</i> <ul style="list-style-type: none"> • Thick gold ruffled leaves • Forms clumps • Nice specimen plant • Near white flowers 	













Cloudburst	\$14	 Shade to Part Shade	Green	Medium-Large 16" High 33" Wide	<i>Seedling of 'Glory'</i> <ul style="list-style-type: none"> • Unruly, thick blue-green foliage • Foliage turns rich and shiny dark green by mid-summer • Pale purple flowers on 2' scapes 	
Cracker Crumbs	\$9	 Shade to Part Shade		Small 5" High 19" Wide	<ul style="list-style-type: none"> • Fast growing small hosta • Gold Center with Green Margin • Fast grower • Flowers on tall scapes 	
Daybreak 	\$8	 Shade to Partial Sun	Gold	Medium-Large	<i>Aden introduction in 86</i> <ul style="list-style-type: none"> • Bright Gold Color, Good substance • Pale Lavender Flowers • Forms a low mound • Pest resistant 	
Devon Green	\$8	 Shade	Dark-Green	Small 13" Height 27" Width	<i>Attracts attention in the shade garden</i> <ul style="list-style-type: none"> • Shiny, dark green foliage • Medium-Slow growth rate • Thick substance • Pale lavender flowers 	
Diana Remembered 	\$12	 Shade to Partial Shade	Blue-Green	15" High 24" Wide	<i>When this is in boom it's get comments from people touring the gardens</i> <ul style="list-style-type: none"> • Ovate leaves • Slight rippled • Creamy white margin • Very fragrant • White flowers that will amaze you 	
Dorset Blue	\$8	 Shade	Blue	Small-Medium	<ul style="list-style-type: none"> • Deep Blue Color • Great substance • Heart Shaped Leaf • Slug Resistant • Pale lavender flowers 	
Earth Angel	\$12-\$16	 Bright Shade	Gold Edge Blue-Green Center	26" High 50" Wide	<ul style="list-style-type: none"> • Wide Yellow Margin • Classic Hosta • Thick Substance • Near white flowers 	














El Capitan	\$8	 Bright Shade	Green Center, Gold Edge	22" High 50" Wide	<ul style="list-style-type: none"> • Impressive margin • Heavily corrugated • Good Substance • Makes a great specimen plan • Lavender flowers • Forms broad clumps 	
El Dorado	\$22	 Shade to Partial Sun	Gold	Medium 20" High 45" Wide	<i>Extremely rare Mildred Seaver introduction</i> <ul style="list-style-type: none"> • Rippled • Thick substance • Slow growth rate • Pale lavender flowers 	
*Fantabulous	\$10	 Shade to Partial Sun	Green with White Margin	Medium	<ul style="list-style-type: none"> • True to its name • Creamy white margin • Slightly rippled leaf margin • Lavender flowers 	
Fantasy Island	\$10	 Shade to Partial Shade	Yellow Center, Green Margin	8" High 20" Wide	<ul style="list-style-type: none"> • Center changes from yellow to white as season progresses • Green margins bleeds into center • Slightly wavy leaf • Pale purple flower 	
Fat Cat	\$9	 Shade to Partial Sun	Gold	22"High 52" Wide	<ul style="list-style-type: none"> • Heavily corrugated • Bright Foliage • Thick substance • Lavender flowers on 30" scapes 	
Fire Island	\$12	 Shade to Partial Sun	Bright Yellow	Medium	<i>Introduced 1998</i> <ul style="list-style-type: none"> • Light red petioles, red extends into the base of the leaves • Leaves are wavy and broadly ovate • Very intense color in spring • Lavender flowers 	
First Frost 2010 Hosta of the Year	\$12	 Shade to Partial Sun	Blue to Dark Green	14" High 36" Wide	<i>Sport of Halcyon</i> <ul style="list-style-type: none"> • White Margin (Gold in the spring) • Good for containers or gardens • Good substance • Very pale lavender flowers 	















Flower Power	\$8	 Shade to Partial Sun				
Fragrant Blue 	\$10	 Shade to Part Shade	FrostyBlue	18" High 45" Wide	<i>Known for its combination of blue foliage and fragrant flower</i> <ul style="list-style-type: none"> • Fragrant flowers in Mid July • Pale lavender flowers on 35" scapes • Medium growth rate 	
Fragrant Bouquet 	\$10	 Shade to Part Shade	Pale Green white margin	22" High 48" Wide	<i>High performing classic hosta</i> <ul style="list-style-type: none"> • Fragrant flowers mid Aug-Sept • Fast growing • <i>Pale lavender flowers</i> 	
Fried Bananas 	\$10	 Shade to some Sun	Green - Gold	Med-Large	<i>This is a sport of Guacamole</i> <ul style="list-style-type: none"> • White fragrant flowers • Shiny, deep veined leaves • Will take sun • Fast growing 	
Fried Green Tomatoes 	\$8	 Shade to Partial Sun	Green	Large	<i>This is a sport of Guacamole</i> <ul style="list-style-type: none"> • Bright, shiny leaves • Leaves will get to be 9" in length • Pronounced veins • <i>White Flowers</i> 	
Frosted Jade	\$12	 Shade to Partial Sun	Blue to Dark Green	Large-Giant 32" High 60" Wide	<i>Montana hybrid</i> <ul style="list-style-type: none"> • Slight gray green streaking • Distinct white margins • Strongly veined, edge is slightly rippled • Near white flowers 	
Frosted Mouse Ears	\$10	 Shade to Partial Sun	Blue Green with cream white margin	Mini 7" High 18" Wide	<ul style="list-style-type: none"> • A recent mini introduction • Wide Creamy white margin - its yellow early in the season • Thick substance • Very popular 	













Golden Tusk	\$8	 Shade to Partial Sun	Gold	Medium-Large 22" High 48" Wide	<i>Sport of Woolly Mammoth</i> <ul style="list-style-type: none"> Bright gold color Thick substance Excellent grower in containers Near white flowers Medium growth rate 	
Goober	\$8	 Shade to Partial Sun	Green	Small	<ul style="list-style-type: none"> Deeply Puckered dark green foliage Purple flowers Forms neat small mounds Very unusual 	
Great Arrival	\$8	 Shade to Partial Sun	Blue-Green	26" High 50" Wide	<ul style="list-style-type: none"> Bright gold margin Thick substance Ovate leaf Near white flowers 	
Great Expectations	\$12	 Partial Sun	Green-Gold	Large 24" High 50" Width	<i>Large foliage, excellent contrast between margin and center</i> <ul style="list-style-type: none"> Slug-resistant Slow growth rate Gold Center will change to creamy white Near white flowers 	
Green Lama	\$8	 Shade to Partial Sun	Green	Medium 12" Height 38" Width	<i>Sport of Island Charm, makes a great ground cover</i> <ul style="list-style-type: none"> Symmetrical mound Fast growth rate Attractive in flower Pale lavender flowers 	
Halcyon 	\$8	 Shade to Partial Sun	Blue	Medium-Large 16" Height 40" Wide	<i>One of the most popular blue leaved hosta</i> <ul style="list-style-type: none"> Slug resistant Forms a dense mound Great ground cover or edger or specimen Very pale lavender flowers 	
Heart and Soul	\$8	 Shade to Part Shade	Yellow/Gold with Green Edge	Small-Medium 12" High 30" Wide	<i>Sport from Vanilla Cream</i> <ul style="list-style-type: none"> Heart shaped foliage Good substance Stands out in the garden Lavender flowers 	














Heart Broken	\$10	 Shade to Partial Sun	Chartreuse to Green	12" High 30" Wide	<ul style="list-style-type: none"> • Dense mound • Wavy/round foliage • Changes from Chartreuse to medium green as season progresses 	
Holy Mouse Ears	\$12	 Shade to Partial Sun		" 6 High 16 Wide	<ul style="list-style-type: none"> • Great Mini 	
*June 	\$12	 Bright Shade	Gold Center, Green Margin	12" High 30" Wide	<i>This is in the top five favorites in my display gardens</i> <ul style="list-style-type: none"> • Thick substance • Stunning colors • Pale lavender flowers on 20" scape 	
Katie Q	\$14	 Shade to Partial Sun	Green	Large 18" High 45" Wide	<i>I buy this directly from the Hybridizer</i> <ul style="list-style-type: none"> • Gold Margin • Slightly wavy • Pale lavender flower • Fast growth rate 	
Kifukurin Hyuga	\$10	 Shade to Partial Sun	Green	Medium 18" High 34" Wide	<i>Japanese cultivar</i> <ul style="list-style-type: none"> • Rippled • Greenish/Gold Margin • Deep lavender flowers • Long standing • Forms mounds 	
Kinbotan	\$6	 Shade to Partial Sun	Green w/Gold Margin	Mini	<ul style="list-style-type: none"> • Kinbotan translates to gold button • Forms nice clumps • Nice gold margin • Small purple flowers 	
*Komodo Dragon 	\$12	 Shade to Partial Shade	Gray-Green	Large over 22"	<ul style="list-style-type: none"> • Forms large mounds • Heart-shaped gray green leaves • Pale lavender flowers 	


















Lakeside Iron Man	\$15	 Shade to Partial Sun	Green	Small 18" High 40" Wide	<i>Great plant from Mary Chastain's breeding program</i> <ul style="list-style-type: none"> • Shiny dark green foliage • Neatly rippled • Pale lavender flowers • Good substance 	
Lakeside Kaleidoscope	\$12	 Shade to Partial Sun	Blue-Green	Small	<i>One of my favorites of the Lakeside varieties</i> <ul style="list-style-type: none"> • Eye-catching • Vigorous growth rate under most growing conditions • Forms in clumps • White/yellow margin 	
Lakeside Meadow Ice	\$15	 Shade to Partial Sun	Dark Green	Small 10" High 30" Wide	<i>Another Mary Chastain hybrid from 2002</i> <ul style="list-style-type: none"> • Creamy White Margin 1/4" Wide • Shiny, dark green center • Medium growth rate • Pale lavender flowers • Good substance 	
Lakeside Old Smokey	\$14	 Shade to Partial Sun	Blue Green	Medium 18" High 45" Wide	<ul style="list-style-type: none"> • Fast Grower • Good substance • Tall Flower Scapes 	
*Lemon Frost	\$8	 Bright Shade	Chartreuse center	10" High 24" Wide	<ul style="list-style-type: none"> • Fast growth • White Margin • Can use as ground over or edging • Purple flowers on 2' scapes 	
Loyalist	\$9	 Bright Shade	Green w/white center	12" High 27" Wide	<ul style="list-style-type: none"> • Wavy, Ovate Leaf • Bright white center, eye catching • Forms a nice mound • Good substance 	









Majesty	\$9					
Marilyn	\$10	 Shade to Partial Sun	Bright Yellow	Medium 12" High 30" Wide	<i>Parentage is Gold Drop x Green Piecrust</i> <ul style="list-style-type: none"> • Pale lavender flowers • Greater open habit than Gold Drop • Good substance and heavily corrugated • Very hard to source hosta 	
*Marilyn Monroe	\$14	 Shade to Partial Sun	Green	Medium	<ul style="list-style-type: none"> • Heart shaped leaf • Ruffled edge • Red petioles • Pale lavender flowers 	
Mount Tom	\$14	 Shade to Partial Shade	Blue w/Green Margin	Medium 15" High 22" Wide	<ul style="list-style-type: none"> • Bleeding green margin • Intense blue leaves • Pale lavender flowers 	
Nightlife 	\$12	 Shade, Part Shade	Blue-Green	18" High 40" Wide	<i>Cross of 'Invincible' X H. sieboldiana 'Elegans'</i> <ul style="list-style-type: none"> • Slightly corrugated • Good substance • Fragrant Flowers • Pale purple flowers • Good grower 	
Nigrescens 'Elatior'	\$14	 Bright Shade	Medium Green	36" High 80" Wide Giant	<ul style="list-style-type: none"> • A true Giant • 6' Scapes with lavender flowers • Thick substance • Prefers bright shade 	
Old Faithful	\$14	 Bright Shade to Partial Sun	Dark Green	Large 22" High	<ul style="list-style-type: none"> • Semi heart shaped leaves • Forms an upright habit • Glossy leaf • Fast growing • Fragrant flowers • Red petioles 	



Patriot	\$8	 Bright Shade to Partial Sun	Dark Green	Large 20" High 48" Wide	<ul style="list-style-type: none"> • Hardy, will take some sun • Lavender Flowers in late July • Some cupping 	
Paul's Glory	\$12	 Partial Sun to Sun	Gold	Large 25" Height 55" Width	<i>Center changes from chartreuse in spring to creamy white by mid-summer</i> <ul style="list-style-type: none"> • Vivid foliage colors • Medium-fast growth rate • Pale lavender flowers • Sun tolerant 	
Pineapple Upside Down Cake	\$8	 Shade to Partial Sun	Gold	Small	<i>Sport of Pineapple Poll</i> <ul style="list-style-type: none"> • Long narrow leaves • Lavender Flowers • Green margined • Medium to fast growth rate, excellent ground cover or specimen 	
Plug Nickel	\$8	 Shade	Dark Green	Mini	<i>Introduced by Bob Solberg</i> <ul style="list-style-type: none"> • Forms small mounds • Pale purple flowers in July • Hard to find 	
Powder Blue	\$18	 Shade	Blue	Large 26" High 60" Wide	<i>New Introduction</i> <ul style="list-style-type: none"> • Very fitting name, leaf gets a powder blue look • Slug Resistant • Great substance • Forms a large mound 	
Praying Hands	\$12	 Partial Sun to Sun	Green	Medium 16" high 30" Wide	<ul style="list-style-type: none"> • Very unique, a must have for every hosta collection • Very upright habit with twisted narrow way leaves • Leaves have a thin white margin • Pale Lavender Flower 	
Rascal	\$8	 Shade to Partial Sun	Gold	Large 25" high 55" wide	<i>Sport of 'Gold Regal'</i> <ul style="list-style-type: none"> • Golden center • Chartreuse margins • Interesting variegation • Lavender Flowers on 3' scapes (July) • Site in bright shade for best color performance 	











Regal Splendor	\$8	 Shade to Partial Sun	White Margin	Large 32" high 70" wide	<i>Sport of 'Krossa Regal'</i> <ul style="list-style-type: none"> • Vase shaped mound • Thick substance • White margin turns to cream color by seasons end 	
Revolution 	\$9	 Shade to Partial Sun	Blue Green	Medium	<i>Introduced by Walters Gardens in 2000</i> <ul style="list-style-type: none"> • Thick Blue Green Margin • Forms tight mounds • Lavender flowers 	
Robert Frost	\$8	 Shade to Partial Sun	Blue Green	Medium 24" High 50" Wide	<i>Introduced by Lachman in 1988</i> <ul style="list-style-type: none"> • Heart shaped leaves • Cream colored margin • Creates mounds 	
Royal Charm	\$8	 Shade to Partial Sun	Pale Green	12" High 30" Wide	<i>All Green sport of Royal Tiara.</i> <ul style="list-style-type: none"> • Medium growth rate • Good in container or landscape • Lavender flowers in July 	
Sagae	\$12	 Shade to Partial Shade	Frosty Blue	Large 22" High	<ul style="list-style-type: none"> • Dramatic color combination • Vase shaped habit • Creamy, dramatic margin • Pale lavender flowers 	
Salute	\$10	 Shade to Partial Shade	Blue	Medium 22" High	<ul style="list-style-type: none"> • Long blue leaves • Upright habit • Stands out in the garden because of its form • Lavender flowers 	
Sea Octopus	\$8	 Shade to Partial Sun	Green	Mini	<i>Introduced by M Seaver in 1981</i> <ul style="list-style-type: none"> • Wavy Green leaves • Hard to find • Will get attention in your garden • Plant by themselves or under larger hostas 	

Serendipity	\$8	 Shade to Partial Sun	Blue-Green	Small 10" Mounds	<i>Cross of Blue Cadet and tokudama</i> <ul style="list-style-type: none"> • Heart shaped leaves • Lavender flower • Versatile, use for edging, ground cover or specimen • Leaf color catches your eye 	
Shade Master	\$8	 Shade to Partial Sun	Gold	Medium	<i>Introduced by Aden in 1982</i> <ul style="list-style-type: none"> • Grows quickly • Forms mounds • Lavender flowers 	
Sieboldiana Elegans 	\$8	 Shade to Part Shade	Blue	Large 28" High 60" Wide	<i>Elegans is the blue standard of hosta</i> <ul style="list-style-type: none"> • Outstanding foliage color • Slug resistance • Near white flowers • Heavily corrugated, thick substance 	
Smooth Sailing	\$15	 Shade to Partial Sun	Gold	Medium-Large 24" High 45" Wide	<i>Outstanding hybrid of Fascination x Daybreak</i> <ul style="list-style-type: none"> • Green-margined • Deeply veined • Slightly wavy • Hard to find • Lavender flowers 	
Snow Flakes 	\$8	 Shade to Partial Shade	Green	Small-Medium	<i>Introduced by Williams in 86</i> <ul style="list-style-type: none"> • Forms neat mounds • Use as ground cover or specimen plant • Near white flowers • For an all green leaf, this hosta stands out in my hosta fields 	
Sparkling Burgundy	\$8	 Shade to Partial Shade	Green	Medium	<i>Introduced by R Savory in 82</i> <ul style="list-style-type: none"> • Red petioles • Fast Grower • Good plant for edging or borders 	


Stained Glass 	\$8	 Partial Sun to Sun	Gold	Medium-Large 20" High 45" Wide	<i>2006 American Hosta Growers Hosta of the Year</i> <ul style="list-style-type: none"> • Fragrant flower • Wide green margin • Pale lavender flower • Brilliant gold center foliage lasts all season long 	
*Sum And Substance	\$10	 Partial Sun to Sun	Gold	Giant Height 33" High 80" Wide	<ul style="list-style-type: none"> • This is a true Giant • Slug resistant • Lavender Flowers on giant 50" scapes 	
*Summer Breeze	\$10	 Shade to Partial Shade	Green Center, Gold Margin	Large Height 22" High 50" Wide	<ul style="list-style-type: none"> • Wide Gold Margins • Pale Lavender Flower • Place in bright shade for best color performance 	
Teaspoon	\$12	 Shade to Partial Sun	Green	Small 24" Width 11" High	<i>Sport of Birchwood Parky's Gold x Golden Tiara</i> <ul style="list-style-type: none"> • Forms nice mounds • Pale-Lavender flower • Use as a low ground cover 	
*Tiny Tears	\$6	 Shade to Partial	Green	Small 18" Width 5" High	<i>Use in the front of your gardens or rock gardens</i> <ul style="list-style-type: none"> • Forms mounds • Tear shaped leaf • Purple Flowers on large scapes 	
Tokudama Aureonebulosa 	\$10	 Shade to Partial Sun	Gold	Medium-Large 15 High 32" Wide	<i>One of the best!</i> <ul style="list-style-type: none"> • Slow growth rate • Center is a mix of gold, chartreuse, blue and green • Near white flowers 	
Tortilla Chip 	\$8	 Shade to Partial Sun	Gold	Medium-Large 16" High 36" Wide	<i>New sport of Stained Glass</i> <ul style="list-style-type: none"> • Brilliant gold color • Smooth texture • Pale lavender flowers • Fragrant • Slow growth rate 	

Valentine Lace	\$8	 Shade to Partial Sun	Green	Large 24" High 50" Wide	<i>Heart shaped leaves, sport of nakaiana</i> <ul style="list-style-type: none"> • Fast growth rate • Pale lavender flowers • Wavy, rippled margin • Good for containers or in the garden 	
*Wheaton Blue	\$6	 Bright Shade	Blue-Green	26" High 50" Wide	<ul style="list-style-type: none"> • Sport of Paul's Glory • Forms a nice mound of blue foliage • Fast Grower • Lavender flowers 	
*Woolly Mammoth	\$12	 Shade to Partial Shade	Blue Green with Gold Margin	28" High 60" Wide	<ul style="list-style-type: none"> • Nicely margined • Thick substance • Hard to find • New white flowers 	
*Wylde Green Cream	\$8	 Bright Shade	Gold with Green Margin	12" High 30" Wide	<ul style="list-style-type: none"> • Wide Dark Green Margin • Forms dense mounds • Fast growth rate • Lavender flowers on 18" scapes 	

Companion Plants						
Chocolate Mint Bonus plant with an order of 3 or more hosta	\$4	 Full Sun to Full Shade			<i>The name says it all, has a chocolate mint smell. Use for cooking or on your hands</i>	

Rodgersia Podophylla	\$12	 Shade	Green	Giant	<ul style="list-style-type: none"> • Thick Substance • Gets a bronze coloring • Fast Grower • Always gets attention from people visiting our gardens 	
Crimson Curls - Heuchera	\$8	 Shade to Partial Sun	Red	Large	<i>Heuchera</i> <ul style="list-style-type: none"> • Burgundy Red, curled leaf • White Bell Shaped Flowers • Will add color and interest to your garden 	
Five-Fingered Maidenhair Fern	\$9	 Shade	Green	Large	<i>I get so many complements regarding the Maidenhair Fern in my garden.</i> <ul style="list-style-type: none"> • Zone 2-8 • Fern Leaf forms on a wire like stem • Great Hosta companion Plant 	
Snow Angel - Heuchera	\$8	 Shade to Partial Sun	Light Green -Molted	Small 12" T X 14" W	<i>Semi-evergreen Perennial</i> <ul style="list-style-type: none"> • Zone 4-8 • Molted Leaf • Prefers afternoon shade • Put in the front of the garden or in a container 	
Tatting Fern	\$9	 Shade	Green	Small	<i>People will ask you what type of plant this is, it does not look like a fern</i> <ul style="list-style-type: none"> • Zone 4-8 • Round Leaf 	

<p>Lavender Bunches</p> <p>Avail July</p>	<p>\$3 or 2 for \$5</p>				<p><i>Big bunches of Lavender cut fresh from our gardens in July</i></p>	
<p>Garden Labels</p>	<p>\$1.50</p>				<p><i>I can supply professional garden labels for your plants. These will be marked with your Hosta's name using a special laminated label</i></p>	

Description of plant sizes						
<p>What to expect if it's a 1st year plant</p>					<p>h. Big Daddy</p>	
<p>What to expect for 2nd year plants – unless noted the plants for sale are second year plants</p>					<p>h. American Sweetheart</p>	